
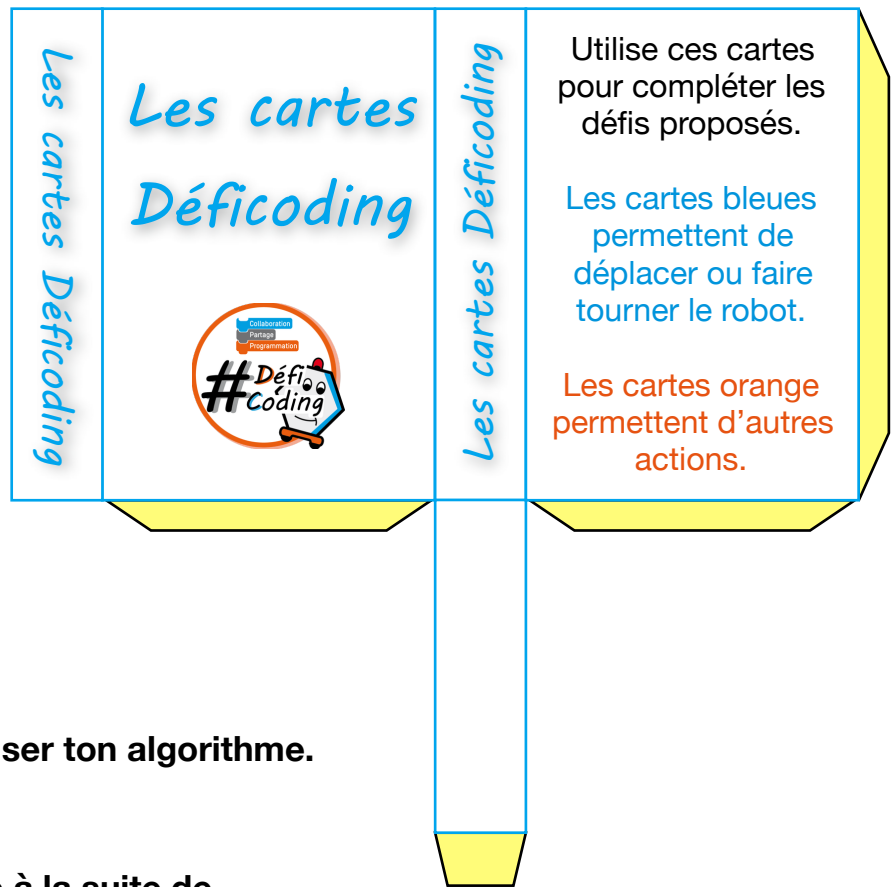


Les cartes Déficoding

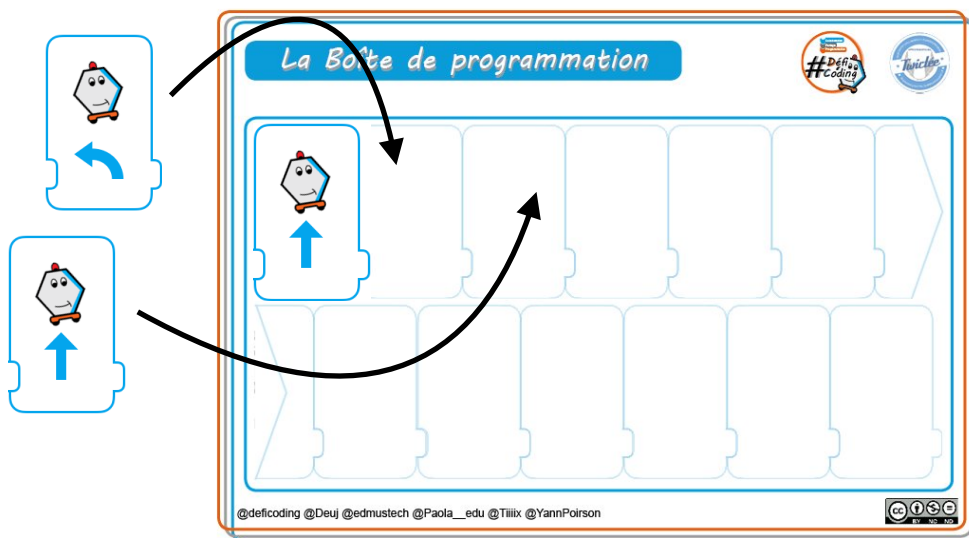


Découpe et colle
(languettes jaunes)
la boîte pour ranger tes
cartes Déficoding !




Les cartes servent à réaliser ton algorithme.


Tu dois les disposer l'une à la suite de
l'autre dans la boîte de programmation.




AVANCE




AVANCE




AVANCE




AVANCE




RECULE




RECULE




RECULE




RECULE




TOURNE
À GAUCHE




TOURNE
À GAUCHE




TOURNE
À GAUCHE




TOURNE
À GAUCHE




TOURNE
À DROITE




TOURNE
À DROITE




TOURNE
À DROITE



TOURNE
À DROITE



DÉPART



ARRIVÉE



OUVERTURE
DE BOUCLE



FERMETURE
DE BOUCLE

